



ASPECT WINDOWS  
& PATIO DOORS



# ASPECT™ WINDOWS & PATIO DOORS



#### SHOWN ON THE COVER

White Aspect™ Casement / Fixed  
Casement Mulled Unit with  
Cottage-TS Style Internal Grids

#### SHOWN ON THIS PAGE

White Aspect 2-Lite Patio Door  
with White Internal Blinds and  
Satin Nickel Hardware with Keylock

## Table of Contents

A Message from the CEO .....	02	Super Spacer® .....	19
ENERGY STAR® .....	03	Glass Packages.....	20
Why Choose Vinyl .....	04	Understanding the NFRC Label.....	21
Window Features .....	06	Privacy and Tint.....	22
Patio Door Features.....	10	Grids.....	23
Window and Patio Door Types .....	12	Internal Blinds .....	24
Colors.....	14	MasterFit™ Trim.....	25
Hardware.....	15	Warranty Highlights.....	26
Insulated Glass Units.....	18	Discover More.....	28



# THE PROFESSIONAL WAY

ProVia® caters to a niche within the window and door market that demands a high degree of customization coupled with outstanding quality. Our company defines the products that meet this demand as "professional-class." We have found success by adhering to a set of core values that guide us as we develop rewarding, long-term relationships with our employees, customers and homeowners.



**Our Mission: To Serve, By Caring  
for Details In Ways Others Won't**



**DOORS | WINDOWS  
SIDING | STONE | ROOFING**



**Doing Business Since 1977**



**2,000+ Associates Nationwide**



**Multi-Time ENERGY STAR®  
Partner of the Year Award Winner**



**Serving Alongside "8 Days of  
Hope" helping Rebuild Homes,  
Communities and Lives**



**2,100,000 sq. ft Total  
Manufacturing / Warehouse Space**



**11,000 Tons of Metals, Paper,  
Glass and Vinyl (Window and  
Siding) Recycled Annually**

## INDUSTRY ASSOCIATION

ProVia is a proud member of the Window and Door Manufacturers Association (WDMA) and American Architectural Manufacturers Association (AAMA) - leading voices in our industry. As such, we support advocacy in building code and ASTM standard arenas, quality materials, installation and design in Doors and Windows.



## ACCREDITATION AND TESTING

ProVia products are voluntarily third-party tested and rated in several energy performance categories through the National Fenestration Rating Council and meet or exceed standards governed by the American Architectural Manufacturers Association.





## *Dear Homeowner*

At ProVia®, we consistently raise the bar in our engineering and manufacturing processes to bring top-performing products to market. We're honored to help American families and businesses save energy and money every day. ProVia prioritizes energy efficiency education as well, through dealer/distributor training and marketing materials.

At ProVia, we truly care about our customers and our products. Every employee is committed to providing you with an exceptional experience, and we take seriously the trust that homeowners place in us to design and craft building products that excel in durability, energy efficiency, security, and long-lasting beauty.

Brian Miller, President & CEO





# ENERGY STAR®

## WE'RE COMMITTED TO ENVIRONMENTAL STEWARDSHIP

When you purchase energy-efficient doors or windows from ProVia®, you're doing more than conserving energy in your own home. You're supporting our company's commitment to protecting the environment that we all call home.

## ENERGY EFFICIENCY & SUSTAINABILITY

We are committed to exercising corporate environmental stewardship because it aligns with our Core Values of Integrity, Continuous Improvement and Sustainability. Every day, we strive to do our part to protect our natural resources by recycling, reusing materials where appropriate, and reducing pollution emissions.



In 2021, we completed installation of a 1.792 MW solar array at our stone manufacturing facility, comprised of 4,480 solar panels. It is expected to reduce electrical power consumption by 60% and to prevent emission of 1,472 tons of CO<sub>2</sub> annually.

Sustainable product development is important to ProVia—in addition to the solar array, our stone manufacturing plant employs rainwater holding tanks and uses recycled water on the production line, our residential metal shake and slate roofs are manufactured from domestically sourced recycled steel, and our siding products contribute to LEED and ICC 700 National Green Building standards.

## ENERGY PERFORMANCE CALCULATOR



ENERGY STAR and the EPA are committed to improving manufacturer's products to ensure energy efficient products are being produced.

ProVia is committed to helping you find energy-efficient doors and windows that meet ENERGY STAR requirements.

Follow the QR Code to find the NFRC ratings and ENERGY STAR qualifications of a window or patio door.

# WHY CHOOSE VINYL

## *Your Versatile Window Solution*

Aspect™ windows are constructed of SunShield® vinyl, made with a compound proven to perform better than alternative building materials. Vinyl ensures long-lasting color retention and low maintenance, plus the added confidence of a warranty against rotting, cracking, pitting, corroding and peeling. The vinyl is resistant to rot, insect and microbial damage, never requires painting and is easy to clean.



### **LOW MAINTENANCE**

Vinyl is the low-maintenance choice for residential use.



### **SUPERIOR WEATHERABILITY**

The vinyl compound is uniquely formulated to withstand the harsh effects of weather, UV light and southern exposure.



### **COLOR RETENTION**

Pharmaceutical-grade compounding and blending systems provide consistency, so you can rely on superior color and weatherability.



### **DESIGNED TO PERFORM**

Industry partnerships and on-going research into new technologies ensure the vinyl compound exceeds industry standards, outperforms the competition, and works together to offer best-in-class technology.







White Aspect Casement Windows  
mullered to Fixed Casements  
with Internal Grids

# WINDOW FEATURES

Aspect™ windows can be completely customized to fit your exact style. Everything from the size of the window, the color, hardware finishes, glass packages and trim options can be chosen by you.






## The Components



### FRAME

Aspect windows are constructed with a 3¼" vinyl frame. Both the sash and frame are welded for increased strength.



### GLASS PACKAGE

Aspect windows feature a ¾" ComforTech™ Insulated Glass Unit. A DLA glass package is standard. See page 20 for other options.



### INSULATION (OPTIONAL)

A graphite foam insulation can be added to the frame, providing greater energy-efficiency and performance.



### BARRIER-FIN WEATHERSTRIPPING

This weatherstripping provides a barrier against air, water, dust and noise.



### BULB SEAL WEATHERSTRIPPING

This weatherstripping prevents water from penetrating the foam cell structure and has a unique UV-resistant barrier.




### ROLL FORM SCREEN FRAME

A sturdy frame that holds the screen mesh in place and is easy to remove for cleaning and maintenance.



### BETTERVUE® FIBERGLASS MESH

This mesh is very durable and flame retardant, providing an enhanced view, increased insect protection and improved airflow.




### FLEXSCREEN® (OPTIONAL)

A great alternative screen frame option that is easy to install. It perfectly hides within the window frame, drastically improving sight lines.



### PROFILE™ SA LOCKS\*

SA stands for "Single Action" - it locks the window with a simple sweep.




### INTEGRAL INTERLOCK\*

The top and bottom sashes come together with an extruded (integral) interlock to ensure stability when locking the window.



### BALANCE SYSTEM\*

The Constant Force balance system allows the top and bottom sashes on a Double Hung window to effortlessly slide up and down.



### REINFORCEMENT

INNERGY® Thermal Reinforcements are the innovative, energy-efficient alternative to aluminum with added insulating properties making it 700x better.

\* Applies to Double Hung Windows.








White Aspect™ Double Hung Windows  
with Colonial Style Internal Grids

# PATIO DOOR FEATURES

Aspect™ patio doors can be completely customized to fit your home. Everything from the size of the door, the color, hardware finishes, glass packages and other glass options can be chosen by you.





## The Components



### REINFORCEMENT

Galvanized steel reinforces the panels and sill to ensure rigidity and stable operation.



### PATENTED WATER DRAINAGE SYSTEM

This allows water on the sill to drain to the exterior of the home.



### INSULATION (OPTIONAL)

A graphite foam insulation is added to the frame, providing greater energy-efficiency and performance.



### SLIDING SYSTEM

A patented sliding system, featuring four adjustable 1" wheels per operating panel, allows the sash to glide effortlessly on the sill.



### FOOTLOCK

In addition to the multi-point lock, this secondary security feature locks the active sash at the sill in two positions: completely closed or slightly open to allow air in.\*



### ACCUVENT™ (OPTIONAL)

ProVia's proprietary design featuring a sash lever combined with a top-mounted ratchet and lock system allowing multiple venting locations and peace of mind.\*



### ALUMINUM SCREEN FRAME

A rigid and durable frame that holds the screen mesh in place and is easy to slide within the screen track.



### SCREEN LATCH

A spring-loaded screen latch system automatically engages upon closing.



### BETTERVUE® FIBERGLASS MESH

This mesh is very durable and flame retardant, providing an enhanced view, increased insect protection and improved airflow.




### BARRIER-FIN WEATHERSTRIPPING

This weatherstripping provides a barrier against air, water, dust and noise.



### BULB SEAL WEATHERSTRIPPING

This weatherstripping prevents water from penetrating the foam cell structure and has a unique UV-resistant barrier.



### GLASS PACKAGE

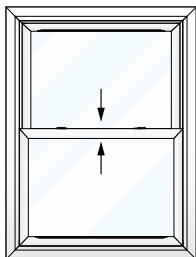
Aspect patio doors feature a 1" ComforTech™ Insulated Glass Unit. A DLA glass package is standard. See page 20 for other options.

\* Neither AccuVent nor Footlock are available for wind load or coastal impact rated patio doors.

# TYPES

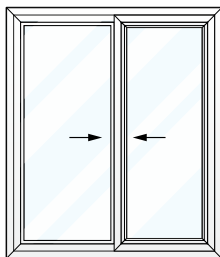
## Windows

**DOUBLE HUNG**



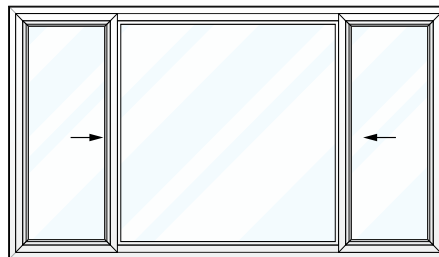
- Constant Force Balance System
- Exterior Glazing
- Cove Sash Profile
- Triple Weatherstripping
- Two Profile™ SA Locks and Tilt Latches
- Dual Vent Locks

**2-LITE SLIDER**




- Brass Rollers
- Exterior Glazing
- Cove Sash Profile
- Dual Weatherstripping
- Two Profile Locks
- Vent Lock
- Anchor Stops (standard on 3-Lite)

**3-LITE SLIDER**




**CASEMENT AND AWNING**



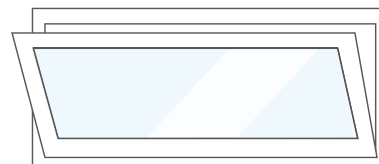
- Exterior Glazing
- Multi-Point Locking Hardware
- Fold-Away Handle
- Corner Drive on Larger Units (Casement)
- Washability Hinge (Casement)
- Quick-Release Dual Arm Operator (Awning)
- Stainless Steel Hardware (Optional)

**PICTURE**




- Fully Welded Frame
- Interior Glazing
- Direct Set Glass
- Sloped Sill

**HOPPER**



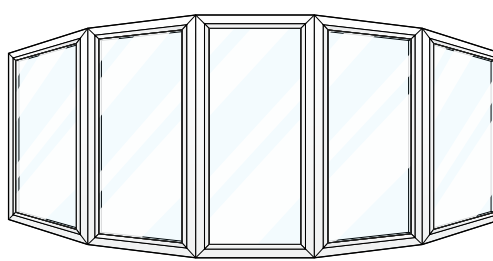
- Exterior Glazing
- Interior and Exterior Accessory Grooves
- Durable Zinc Cast Top-Mounting Lock and Hinge
- Insulated Panel Option Available to Mull to a Hopper Window (Great way to add a dryer vent)

**BAY**



**Bay:** 3-Lite Unit with 2 Operable Windows with Screens

**BOW**



**Bow:** 3, 4, 5 or 6-Lite Unit with 2 Operable Windows with Screens

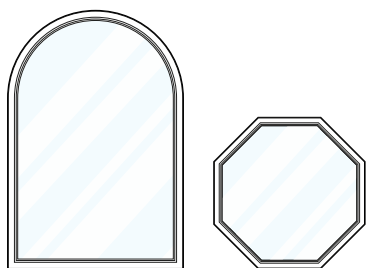
Roof Kits: Available in Wood, Painted Aluminum, and Copper.

*\*See the Bay and Bow Vinyl Product Information Brochure for more information.*






#### ARCHITECTURAL SHAPES



- Interior Glazing
- Fully Welded Frame
- Direct Set Glass
- Wide Range of Shapes Available
- Optional Operating Octagon Shaped Window
- Single Hung Circle Top Window Available

#### GARDEN



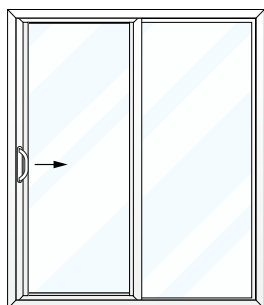
- Top Sloped Insulated Glass
- Twin Sealing, Fully Screened Operating Casement Windows
- Dual-Point Locking Operator
- Fold-Away Handles
- Fiberglass FlexScreen®

*\*See the Garden Window Product Information Brochure for more information.*

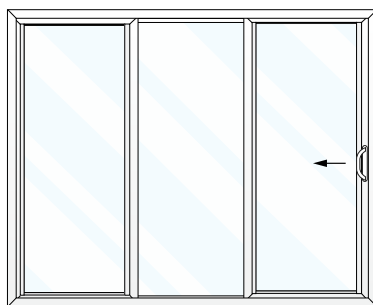
## Patio Doors

*Fixed sidelites and transoms also available. Refer to page 11 for patio door features.*

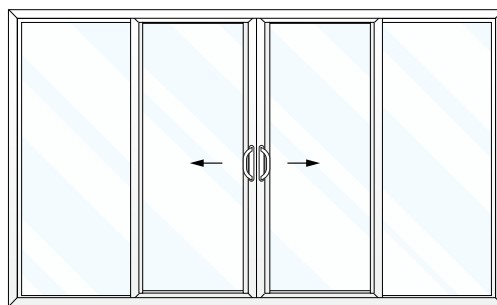
#### 2-LITE



#### 3-LITE



#### 4-LITE



*Center, right, and left hand operable options are available.*

# COLORS

## *Interior and Exterior Vinyl*



## *Tuffex Smooth Cladding Colors*

Aluminum trim coil with mar-resistant smooth finish



Always refer to our color selector for accurate color representation.



Sandstone Aspect™ Casement,  
Slider and Double Hung Windows



# HARDWARE

## Windows

### Double Hung and Slider



Profile™ SA Lock  
May upgrade to Profile™ DA locks  
for Double Hung Windows.

### Casement and Awning



### Lock Out Crank Handle (Optional)

The lock-out feature prevents the handle from closing prematurely while operating the window.  
The handle can be easily put in the closed position by engaging the lever on the back.

#### Standard Finishes

White
Beige
Sandstone

#### Optional Finishes

Coppertone
Antique Brass
Satin Nickel
Flat Bronze

## Patio Doors

Classic Hardware  
available with  
and without keylock

Signature Hardware  
(Optional)  
available with  
and without keylock



#### Standard Finishes

White
Beige
Sandstone
Black

#### Optional Finishes

Antique Brass
Bright Brass
Satin Nickel
Flat Bronze
Aged Bronze

\* Classic hardware available in Bright Brass, not Antique Brass  
\* Flat Bronze for windows and patio doors is not an exact match to Aged Bronze for Signature patio door hardware



White Profile™ SA Locks with Tilt Latches







Sandstone Aspect™ 2-Lite Slider  
Window with Profile™ SA locks  
and Clear Glass

# INSULATED GLASS (IG) UNITS

## LOW-E GLASS

Special coatings reflect infrared light, keeping heat inside in the winter and outside in the summer. They also reflect damaging ultraviolet light, which helps protect interior furnishings from fading.

## GAS FILLS

Energy-efficient products have either argon or krypton gases between the panes. These odorless, colorless, non-toxic gases insulate better than regular air.

## MULTIPLE PANES

Two or three panes of glass with an air or gas-filled space in the middle, insulate much better than a single pane of glass.

## WARM EDGE SPACERS

A spacer keeps the glass panes the correct distance apart. Non-metallic spacers insulate pane edges, reducing heat transfer through the window.

## Glass Strength

When ordering glass for windows, you can choose single, double or triple strength glass.

# 1<sub>x</sub>

2.5mm or  $\frac{3}{32}$ " panes  
Available in annealed only

# 2<sub>x</sub>

3mm or  $\frac{1}{8}$ " panes  
Available in tempered or annealed

# 3<sub>x</sub>

5mm or  $\frac{3}{16}$ " panes  
Available in tempered or annealed



# SUPER SPACER®

## *Between You And The Elements*

Warm edge technology is more than just a low-conductive product that helps make insulated glass units more thermally efficient. The warm edge spacer is the seal that keeps the glass package in windows and patio doors from failing. Super Spacer is a dual-seal insulating glass system. This non-metal, structural foam spacer resists condensation, reduces energy costs, provides long-life durability and adds both comfort and value to your windows and patio doors.

Super Spacer is better able to ensure NFRC ENERGY STAR® certification by providing the best thermal conductivity, the lowest U-Factor among dual-seal systems and the best durability available in the industry. The all-foam formula blocks the heat escape path, improves sound absorption over traditional metal spacers and lasts up to nine times longer in durability tests than single-seal units. The all-foam formula reduces the effects of temperature changes, barometric pressure, wind load and glazing pressure, resulting in less seal failure and fewer stress cracks.



### **ENHANCED NOISE REDUCTION**

The all-foam formula's excellent sound dampening properties reduce outside noise, even in industrial environments.



### **MYLAR 10-LAYER VAPOR BARRIER**

The Super Spacer thermoset foam matrix is exceptional. Moisture is kept out, gas is kept in and conductivity is virtually nonexistent.



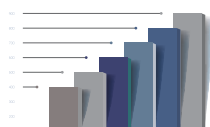
### **THE NO-METAL ADVANTAGE**

Thermal efficiency through no presence of conductive metals is the Super Spacer hallmark.



### **LASTING APPEARANCE**

The Warm Edge Glazing System stands up to the natural bending and bowing from temperature changes, barometric pressure and wind load.



### **IMPROVED STRENGTH**

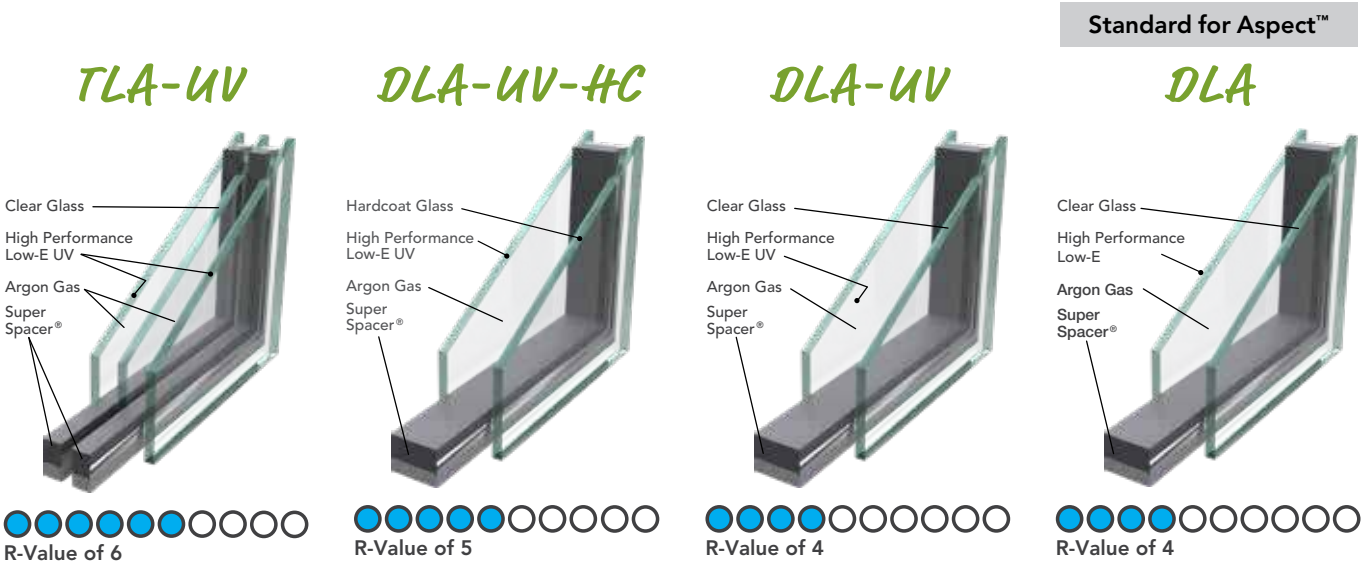
The P-1 test exposes units to 140°, 95-100% humidity and constant UV bombardment. Each week of testing is equal to one year of field use. Super Spacer survives with long term P-1 performance with a low seal failure history.



### **WARMEST EDGE**

Super Spacer provides the warmest edge among dual-seal systems with up to +14.4° F / 8° C warmer temperatures at the edge of the glass.

# COMFORTECH™ GLASS PACKAGES



Several other double and triple glazed glass packages are available, including with  
Krypton Gas (triple glazed only) as well as Hard Coat and Low-E options.

R-Value reflects center of glass data only for a 1" IG unit with double strength glass. Actual values will vary based on the window package chosen.

## ENERGY STAR®

There are some important things to note about what makes a window or patio door ENERGY STAR certified.

ENERGY STAR certified windows and patio doors:

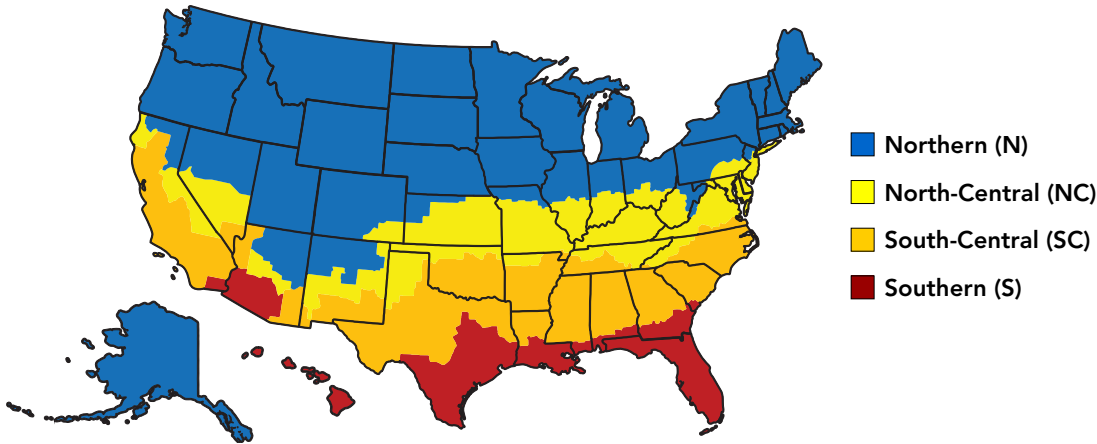
1. Are manufactured by an ENERGY STAR partner
2. Are independently tested, certified and verified by the National Fenestration Rating Council (NFRC)
3. Have NFRC ratings that meet voluntary energy efficiency guidelines set by the U.S. Environmental Protection Agency (EPA)

Though ENERGY STAR does not require any specific technologies, certain product features are common in many certified products.

Visit [energystar.gov](https://energystar.gov) to learn more.

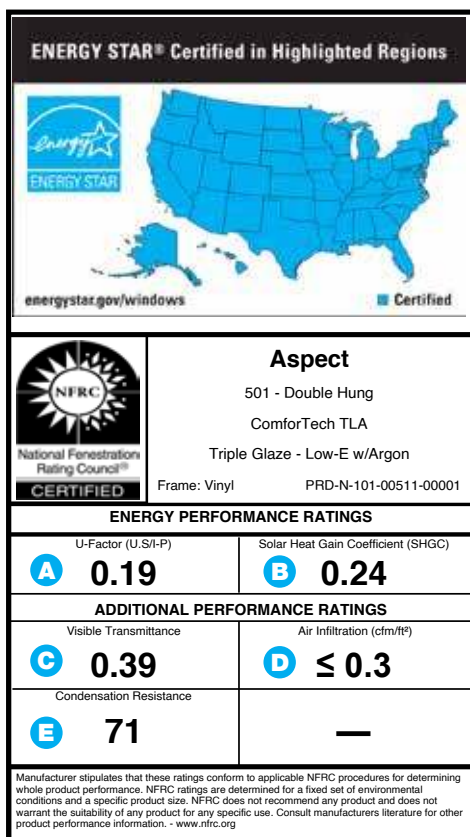
### NEW ENERGY STAR 7.0 REQUIREMENTS

Climate Zone	U-Factor	SHGC	
Northern	≤ 0.22	≥ 0.17	Prescriptive
	= 0.23	≥ 0.35	Equivalent Energy Performance
	= 0.24		
	= 0.25		
	= 0.26		
North Central	≤ 0.25	≤ 0.40	
South Central	≤ 0.28	≤ 0.23	
Southern	≤ 0.32	≤ 0.23	





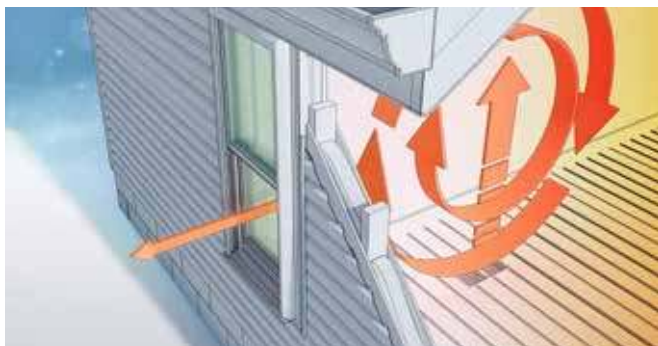
# UNDERSTANDING THE NFRC LABEL



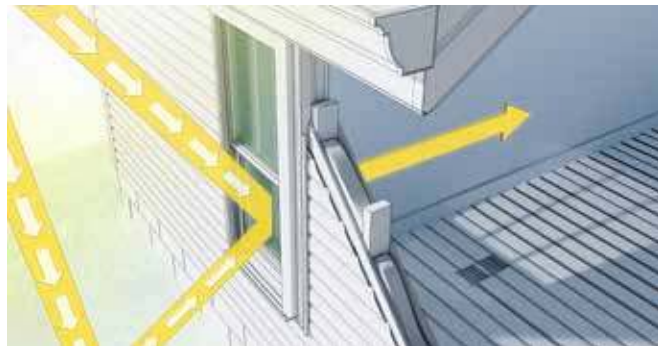
- A U-Factor** – Insulating value of the entire window system. Lower numbers reflect better insulating value.
- B Solar Heat Gain Coefficient (SHGC)** – Amount of heat from the sun passing through the glass. Lower numbers indicate glass is keeping heat from entering your home. SHGC is measured on a scale from 0 to 1.
- C Visible Transmittance** – Amount of visible light passing through the glass. Higher numbers indicate glass is allowing more light to enter your home. Visible transmittance is measured on a scale from 0 to 1.
- D Air Infiltration** – How much air is entering or escaping through the window. Lower numbers indicate air is kept from entering or escaping.
- E Condensation Resistance** – Amount of moisture it takes for glass to condensate when exposed to extreme interior and exterior temperature changes. Higher numbers indicate better resistance to condensation. Condensation resistance is scored on a scale of 0 to 100.

*For example purposes only. Numbers will vary based on the window or patio door package chosen.*

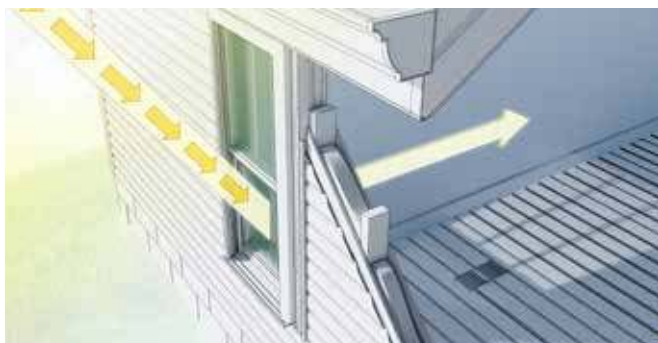
## U-Factor



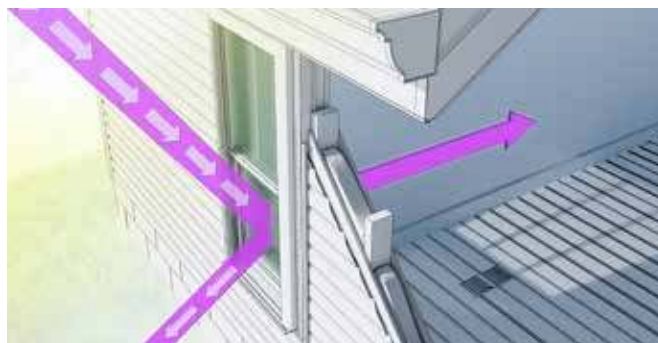
## Solar Heat Gain



## Visible Transmittance



## Air Infiltration



# PRIVACY AND TINT

## Privacy Options

Choose from six different types of glass if you need light to filter in, yet want to maintain privacy. These glass styles look great in rooms where privacy is important.



Chinchilla



Taffeta



Waterfall



Gluechip



Obscure Pebble



**NEW** Frosted

Actual privacy levels will vary depending on your distance from the glass and also the amount of light in the room in comparison to the light outside your home. For extra privacy, contact customer service to add an extra pane of privacy glass to your window or patio door order.

## Tint Options

Tinted glass can help reduce UV transmittance, solar heat gain and glare. Tinted glass options can give a room a whole new look, providing its own unique set of benefits. Be sure to choose the right one for your home.



Clear Glass



Bronze

High visible light transmittance  
Warm glow to interior décors  
Complements brick and stone  
Ultraviolet light protection



Green

Subdues interior brightness  
High visible light transmittance



Gray

Excellent glare control  
Exceptional protection against interior fabric and color fading  
Ultraviolet light protection



Blue

Low shading coefficient  
High visible light transmittance  
Solar performance (reduces solar heat gain)



# GRIDS

The style of grids you choose can make a big impact on your home's appearance. Grids look great on the front side of a house or in accent windows throughout the home. You can choose from internal or external grids and several grid patterns including variations of Colonial, Cottage and Prairie styles.

## *External Grids (Simulated Divided Lites)* \*Windows only

Grids are applied to the glass on both the interior and exterior of the window. If you decide to get painted windows, choosing SDL's as your grid choice allows the SDL's to be painted to match your exterior window color.



## *Internal Grids*

If you want grids, but prefer not to clean around them, opt for internal grids so you get the same look without the hassle.



Contoured



Flat



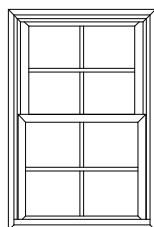
Pencil

Available in Satin Nickel, Brass and Bronze (for windows only)

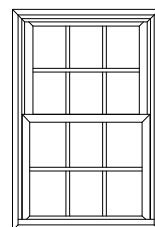


V-Groove

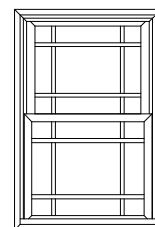
Available in 3/8"



Cottage



Colonial



Prairie



# INTERNAL BLINDS

Internal blinds are a convenient option for blocking harsh sunlight and increasing privacy on windows and patio doors.

Constructed with sturdy aluminum and enclosed in tempered safety glass, the blinds are protected from weathering, damage, and dust, and they are not a hindrance to cleaning your glass.



*Blind slats are 1/2" wide.*

*Internal Blinds come with a **10-year Limited Warranty**.*

*Allow for additional lead time on your window and patio door order.*

*Blinds and grids not available together.*

*Not available in 50" x 80" or 96" x 80" patio door sizes.*

*Blind operator as viewed from the interior of the home.*

White Aspect™ 2-Lite Sliding Patio Door with White Internal Blinds and Satin Nickel Keyed Hardware




# MASTERFIT™ TRIM

Add the finishing touch to the interior of your window with the MasterFit trim system, complete with assembled frame extensions that interlock with mortise and tenon casing. The MasterFit trim system guarantees a precise, custom-fit and long-lasting factory applied finish.

See the *Special Order Casing Guide* for more casing profile options. For available paint and stain color options, refer to [provia.com](http://provia.com).


## Profiles




2 1/2" Modern Profile



2 1/2" Colonial Profile



3 1/2" Colonial Profile



3 1/2" Flat

Mitered casing with high quality mortise and tenon corner locking system ensures strength and durability.



## Additional Trim Options



Traditional Interior Stop  
1 3/8" W x 1/2" H



Jamb Extension  
2 1/2", 4 1/2", or 5 1/2" W x 3/4" H



Stool  
4" or 6" W x 1" H



Shoemold Interior Stop  
3/4" W x 1/2" H



Rosette  
3 7/8"

# WARRANTY HIGHLIGHTS



## **BASIC WINDOW OR PATIO DOOR UNIT - LIFETIME TRANSFERABLE**

The rigid vinyl and factory-applied wood components of the window or patio door (not including factory installed jamb extensions), are warranted against chipping, cracking, peeling, pitting, blistering, warping or delamination for as long as you own and live in the Home in which the product was originally installed. This warranty is transferable to one subsequent purchaser.



## **HARDWARE - LIFETIME**

ProVia® further warrants the moving parts, such as balances on double-hung windows and locking mechanisms in all units, for as long as the original purchaser owns and lives in the Home in which the product was originally installed, if those parts are not free from defects in material and workmanship under conditions of normal use and wear.



## **PATIO DOOR HANDLES - LIFETIME / 1 YEAR**

ProVia further warrants all patio door handles with a Bright Brass, Satin Nickel or Aged Bronze finish against tarnishing for as long as you own and live in the Home in which the product was installed. Patio door handles with a painted finish, Flat Bronze, Modern Bronze or Antique Brass finish are warranted against flaking, checking, blistering or peeling for a period of (1) year from date of installation.




## **INSULATED GLASS UTILIZING SUPER SPACER® - LIFETIME**

ProVia further warrants the insulated glass units utilizing Super Spacer in its vinyl windows or patio doors against defects resulting in material obstruction of vision as the result of film formation between the interior glass surfaces caused by failure of the air-tight seal, for as long as the original purchaser owns and lives in the Home in which the product was originally installed. Small spots, marks, lint, and scratches not exceeding applicable glass manufacturing specifications imposed by Federal Specification 1036-90 will not constitute defects under this warranty.



## **GLASS BREAKAGE - LIFETIME**

ProVia further warrants the insulated glass units utilizing Super Spacer in its vinyl windows or patio doors against breakage as follows: (1) If the glass in a properly registered and warranty covered unit breaks as the result of a manufacturing defect; (2) In the event of an accident in the Home that is not covered by insurance or is of an amount that is within the insurance policy deductible, ProVia will replace the glass free of charge, for as long as the original purchaser owns and lives in the Home in which it was originally installed. Glass breakage is not covered for insulated glass units with internal blinds or insulated glass units in Garden Windows.



## **SCREENS - LIFETIME**

Further, ProVia will replace under normal conditions of use, for as long as the original purchaser owns and lives in the Home in which the product was originally installed; for manufacturing defects, if the fiberglass, aluminum or stainless steel screening is not free from rotting, staining, or rusting. No warranty herein covers torn screen mesh caused by abnormal use, negligence, or other means not controlled by ProVia.



## **FLEXSCREENS - LIFETIME**

Further, ProVia will replace under normal conditions of use, for as long as the original purchaser owns and lives in the Home in which the product was originally installed; for manufacturing defects, if the fiberglass screening is not free from rotting, staining, or rusting. No warranty herein covers torn screen mesh caused by abnormal use, negligence, or other means not controlled by ProVia.





#### **PAINT/STAIN FINISH - 15 YEAR / 10 YEAR**

ProVia® further warrants the factory-applied paint on vinyl window components against cracking, pitting, peeling, blistering or suffering from non-uniform fading discoloration (non-uniform fading discoloration resulting from unequal exposure of surfaces to the sun and elements is not covered by this warranty) and defects in material and workmanship for a period of fifteen (15) years from date of installation.

ProVia further warrants the factory-applied paint or stain finish on interior wood components against flaking, checking, blistering or peeling and defects in material and workmanship for a period of ten (10) years from date of installation. Damage to the paint or stain finish caused by condensation and normal wear are not covered.



#### **INTERNAL BLINDS - 10 YEAR**

Internal blind units are warranted against seal failure and defects in material and workmanship for a period of ten (10) years from date of installation.



#### **BAY, BOW & GARDEN WINDOWS - 10 YEAR**

Bay and Bow windows (frames and roof kits) and Garden Windows (frames, sashes, hardware and insulated glass units) are warranted against defects in material and workmanship for a period of ten (10) years from date of installation. Garden windows are not available in the Aeris series.



#### **TRANSFERABLE WARRANTY**

The Warranty on the basic window or patio door unit is transferable by the original purchaser to one subsequent purchaser for purchaser's personal residence provided the warranty transfer is completed within thirty (30) days after the date of transfer of ownership. Warranty transfers must be completed online at [www.provia.com/warranty](http://www.provia.com/warranty).



#### **NON-RESIDENTIAL & MULTI-FAMILY APPLICATIONS**

Where the structure in which the product is installed is not a single family residence occupied by the purchaser, or is owned by a public or private corporation for profit or non-profit, an unincorporated association or other business entity of any type recognized by law, a church, a school, a governmental or public authority, the time periods stated in this warranty shall be limited as follows: Basic Window or Patio Door Unit – 5 Year (non-transferable); Hardware - 1 Year; Insulated Glass – 10 Year (glass breakage not included); Internal Blinds – 5 Year; Screens – 5 Year; and Finishes – 1 Year.



#### **COASTAL APPLICATIONS**

For products that are installed in a Coastal region the time periods stated in this warranty shall be limited as follows: Non stainless steel hardware mechanisms in Casement Window & Patio Door units - 5 year mechanical warranty; Aged Bronze, Bright Brass or Satin Nickel Patio Door Handles – 10 Year Finish. Definition of Coastal Regions: For information and maps of Coastal regions please go to [www.provia.com/coastalwarranty](http://www.provia.com/coastalwarranty).



View the Complete  
Warranty on  
[provia.com](http://provia.com)

# DISCOVER MORE

## WEBSITE

ProVia.com makes it easy to explore and compare numerous door, window, siding, stone or roofing options in a straightforward, interactive way. Configure a door or window, visualize products on your home, explore color palettes, and learn about different architectural styles—all from our innovative Design Center. Save your favorite products, colors, photos or ideas throughout the site into your own ProVia® portfolio for reference any time and share them across your favorite social media platforms. ▶



## VISUALIZER

Let your imagination run free with this exterior home design tool. Select from a library of existing home styles or upload a photo of your own home.

In a few easy steps, update your siding color, add stone or metal roofing, configure windows, or create a one-of-a-kind entry door system.

Looking for professionally inspired color and product palettes? Apply one of our pre-selected Designer Collections to create a curb-appealing look. ▼







## APP

Use the ProVia app to configure doors and windows or select from an extensive collection of vinyl siding, manufactured stone and metal roofing styles.

### FEATURES

Door and Window Configuration

Vinyl Siding Profiles, Colors and Accessory Accents

Manufactured Stone Styles, Color Palettes and Grout Options

Metal Roofing Profiles, Trims and Colors

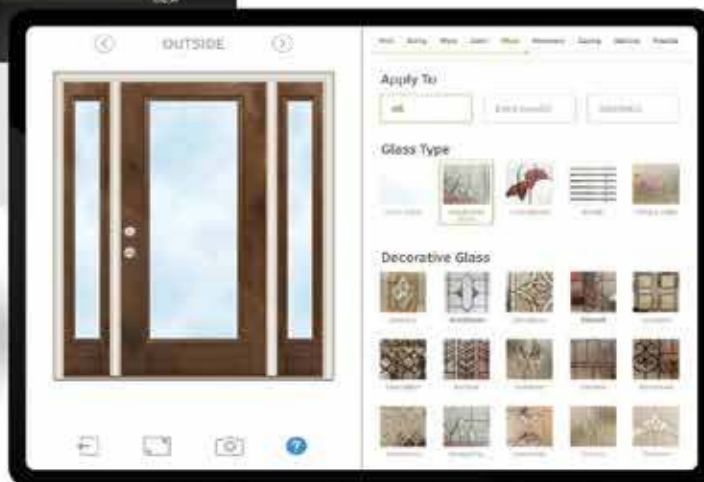
Videos, Photo Galleries and Catalogs

ProVia Dealer Locator



## SOCIAL MEDIA

We love seeing how you apply our products to your home. Please share your photos with us. ▽





"To serve, by caring for details in ways others won't." It's not just our mission, but a way of letting our light shine every day at ProVia®. We continually strive to put these words into action by providing unmatched quality and service. The P-icon symbolizes each employee's commitment to devoting the utmost care, pride and quality into each building product we manufacture...it's The Professional Way.



At ProVia, we manufacture energy efficient products and exercise corporate environmental stewardship by recycling, reducing pollution emissions and much more. In fact, our company has received repeated awards from the Environmental Protection Agency such as Partner of the Year - Sustained Excellence for outstanding efforts in energy savings.



DOORS | WINDOWS  
SIDING | STONE | ROOFING  
[provia.com](http://provia.com)

© 2024 ProVia  
P-MK-02700-24 | 11/23

Distributed by:

--